

Town of Clayton

March 2015



Town of Clayton
8348 Cty Rd T
Larsen, WI 54947
Phone: 920-836-2007
Fax: 920-836-2026
E-mail:
tocclerk@new.rr.com



SPRING ELECTION ♦ APRIL 7TH, 2015

POLLS OPEN 7:00 AM TO 8:00 PM

Absentee Voting

How to apply for an absentee ballot

Please note: 2011 Act 227 prohibits a voter who has voted and returned an absentee ballot from voting at the polling place on Election day. **If you are not already registered, you will need to register to vote (myvote.wi.gov) before an absentee ballot can be sent to you.**

Request by Mail

Download the **Application For Absentee Ballot** (GAB-121). Complete the form and mail it to your municipal clerk's office. Town of Clayton, 8348 County Road T, Larsen, WI 54947.

Request by E-Mail or Fax

A voter may request that a ballot be sent to them by sending an e-mail or fax to their municipal clerk (tocclerk@new.rr.com). Town of Clayton, 8348 County Road T, Larsen, WI 54947. This request must be made no later than 5:00 p.m. on the Thursday before the election which is **April 2, 2015** for an absentee ballot to be mailed to you.

In-Person at your Municipal Clerk's Office

In-person absentee voting runs for two weeks before an election and is **March 23rd through April 3rd, 2015** from 8:00 am to 4:30 pm and ends at 5 pm on April 3rd, 2015.

If you apply for an absentee ballot in your municipal clerk's office, you must fill out an application and vote immediately, seal your ballot in the proper envelope, and return it to a member of the clerk's staff. **No ballots may be taken from the clerk's office.**

Inside this issue:

Town Chair News	2
Comprehensive Plan	3
Radon Testing	4
Severe Weather Awareness	5
Culvert and Access Ordinance Driveway Aprons	6

Instructions for Completing Absentee Ballot

Uniform instructions for absentee and new voters can be found at:
<https://myvote.wi.gov>.

Deadline for Returning Ballot: The completed ballot must either be delivered to the clerk no later than election day or postmarked no later than election day and received by the municipal clerk no later than 4 p.m. on the Friday after the election or **April 10, 2015**.

Candidates are as follows:

Town Board Chairperson:	Russell D. Geise
Town Board Supervisor #1:	Scott C. Reif
	Kay E. Lettau
Town Board Supervisor #2:	Linda S. Grundman

Hello from the desk of your Town Chairperson. Since I have decided not to run for re-election on April 7th this will be my last opportunity to share my thoughts with all of you in our newsletter. I have to the best of my ability faithfully served our Town of Clayton residents as your Chairperson since April 2007. It has been an interesting ride over these past eight years. When I first took office little did I know what I was in store for. One thing I am certain of is that throughout my entire time as your Town Chairperson I have always been open and honest in communications with each and every resident, along with total transparency of all the actions and decisions that came before myself and your Board. It hasn't always been easy, often times it was downright challenging and frustrating, but I believe we have established a very positive direction as the Town of Clayton moves forward into the future.



Over these past eight years we have accomplishments that will continue to benefit our Town for years to come. Early on we established Automatic Aide Agreements involving the Clayton/Winchester Joint Fire Department and the Towns of Greenville, Neenah, Menasha and Vinland. The benefit from these agreements to our residents, especially residents on our Town's East side, range from lowering the time it takes for response to a structure fire to lower rates on property insurance for many of our residents.

After hundreds of hours of hard work from not only your Town Board, but from your Plan Commission members along with many other resident volunteers that served on several committees, the decision was made to remodel the current fire station located in Larsen. The remodeling involved moving our Town Office into the building, transforming the previous community center into the Board meeting room, and creating a fully functioning facility for the Clayton/Winchester Fire Department, that includes an additional drive through bay for the trucks, to a large training room, maintenance room, laundry, showers and hose tower.

Other forward thinking accomplishments include establishing a Storm Water Management District, which affords your town leaders and staff the funding available to address storm water and drainage issues throughout the entire Town, now and in the future. Most recently, Planning and Zoning are now a function of our Town as well, as we decided to opt out of County Zoning at the beginning of 2014. Local control is always a benefit to our residents as it enables our town to plan for how, where and when our community grows in the future.

My last official action will be to Chair the 165th Annual Town of Clayton Electors meeting on Tuesday, April 21, 2015. As I have done throughout my tenure, I encourage each and every resident to not only attend the Annual Meeting each year, but also it is important to attend the monthly Town Board meetings held on the 1st and 3rd Wednesday of each month, along with Plan Commission and Green Space Committee meetings held on the 2nd Wednesday of each month. It is important that we as residents stay informed of decisions made by our leaders and to express our thoughts, concerns and opinions throughout the year.

Thanks to the entire staff, Board, Commission and Committee members, and all of you that have been supportive to me over the past eight years. I look forward to seeing everyone one last time as your Town's Chairperson at our Annual Meeting.

Mark E. Luebke — Town Board Chair

Vision Care: Updating the Town's Comprehensive Plan

In 2015, the Clayton Plan Commission will undertake an update of the town's comprehensive plan, the document that is the "big vision" for the town's future. State law mandates that a town's plan be updated every 10 years, but such an interval is often too long to meet with changing circumstances. This is especially true for towns near urban centers such as in Clayton.

Our town's comprehensive plan was last updated in 2009 and much has changed that will influence Clayton's future. Some of those circumstances include the 41/441/10 interchange project, the addition of the Outagamie Regional Airport overlay that affects what can be developed in the northeast part of the town, and the move to town-controlled zoning each have an impact. In addition, the Town of Menasha's decision on incorporation for its western half will ripple into Clayton's future.

All the town's residents are invited to be a part of process. There will be public input sessions during 2015 where you can help define what the town's vision will be. You'll also have the opportunity to see the updated facts, trends, and demographics that will help us build this vision.

Some of the big questions that we'll look at together include:

- **What are the development trends – commercial, residential, and multi-family? National building trends show a move away from "big houses, big lots." Is that true in northeast Wisconsin and what does it mean?**
- **Do we study the town's various areas, from the more urbanizing east side to the rural western sections and the future of Larsen?**
- **How does the increase in agriculture land value impact land use?**
- **Where should farmland preservation be emphasized? How should the town deal with the trend toward larger farm operations?**
- **What changing demographics, including the aging Baby Boomer generation and the values of the Millennial generation, will alter what services the town can and should offer in future years?**
- **Where should town services be increased, if anywhere, and at what financial cost?**
- **Where do parks, trails, and green space fit in the town's future?**

Whether you're a farmer, a long-time homeowner, or here with a new family, your input is encouraged. It will help form the vision that drives who we are in Clayton, what we hold most important, and our future growth. And, you'll discover more about the place we call home. I hope to see you as part of the process!

Dick Knapinski – Plan Commission Chair



FREE RADON TESTING PROGRAM

The Free Radon Test Program is for any homeowner or buyer. It is a good idea if you are selling your home and want to take a proactive approach before it goes on the market, for your own peace of mind. The Free Radon Test Program is only for homes without an existing active Radon mitigation system. Homes that already have a Radon mitigation system do not qualify.

If your home tests low for Radon using the free test, on non-realty transactions, you will not receive a written report. We always recommend that the buyer [hire a third party to conduct a Radon test](#). However if that is not possible, we will do the test for free. We will also ensure safeguards are in place to make the test accurate and fair for everyone involved.

If your home tests high and you were to install a Radon mitigation system, you would have a guarantee that any future Radon tests would come back under the EPA recommended levels. Having a high Radon level is something that could hold up the sale of your home, if you find out it does have a problem near your closing date. The free test will not be given to home buyers. We still recommend that buyers hire a home inspector that offers Radon testing.

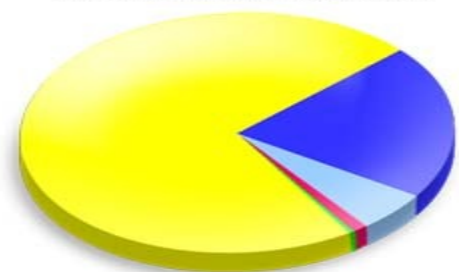
Our FREE Radon Test Program for homeowners is free whether you check-out a monitor at our office (Radon Specialists of Wisconsin) or if we bring it to you. Your home must be within 40 miles of our Neenah office though. There is no obligation or high pressure tactics if you do test high. We want to motivate people who haven't tested their homes yet. Here is how the program works. Call us at 920-751-0152 or 1-866-569-7236 or 920-858-1130 to set up an appointment for us to deliver a Radon monitor to you. Or, come to our office to check out a Radon monitor. Our hours of operation are 8am to 6pm M-F, and 8am to 12pm on Sat. Closed Sundays.

If you opt for the Radon monitor being delivered to you, we'll spend a few minutes with you at the drop off, to pick the best area to test, based on where your family spends time. If your basement is used for TV viewing, as an office or recreation area, then that is where the test should be conducted. If you only use the basement for storage and laundry, and spend only an hour or two per week there, then the Radon monitor should be placed on the first floor. We will start the test and show you how to take readings on the monitor as the test is being conducted. Since you can view readings during the test, you'll know what your Radon level is before we come back to pick up the monitor. Before we leave your home, we'll set up a time and date to return to pick up the monitor. If you checkout a Radon monitor, we'll provide you with written instructions so that you perform the test correctly. If your home tests high, we'll provide a printout showing the hourly readings, and a proposal showing what it would cost to install a Radon mitigation system. If you test low, then you're good and done. We cannot provide a report for you. You will just know that you tested low. If you test high, we hope you will want to lower your levels, and we hope you choose us to install the system, but we will never pressure anyone to do so. Our reputation is more important to us.

You are under no obligation to fix a Radon problem, but the EPA strongly recommends that any homes with Radon levels above 3.9 pCi/L have their Radon problem fixed. We would like to be the company you hire, based on our guarantees, reputation, and price. Again, you'll be under no obligation to hire us.

Northeast Wisconsin has one of the highest Radon test failure rates in the nation. I have spoken with and visited homes of people that are dying of lung cancer who have never smoked, worked outside the home or been exposed to asbestos. Their homes did test high for Radon gas. One person's doctor told her the lung cancer was probably caused by Radon. It's possible that if they knew they had a Radon problem early on, and had it fixed, they would not have had cancer.

Sources of Radon



69.3%	Soil around house
18.5%	Well water
9.2%	Outdoor air
2.5%	Building materials
0.5%	Public water supplies

April 13-17, 2015 - Wisconsin Tornado and Severe Weather Awareness Week **Drill Day is Thursday April 16, 2015 from 1 to 2 PM**

The week of April 13-17, 2015 is Tornado & Severe Weather Awareness Week in Wisconsin. The Wisconsin Emergency Management team and the five National Weather Service Forecast Offices that service Wisconsin are asking that everyone take time to go over their safety plans so that they will be ready when severe weather strikes.

Thursday, April 16th, a mock tornado drill will be conducted, with a mock tornado watch issued for all of Wisconsin and the adjacent coastal waters of Lake Michigan and Lake Superior at 1 PM. On NOAA Weather Radio All Hazard this mock tornado watch will be broadcast as a normal tornado watch and tone activated. Additionally, on the NOAA Weather Wire, the test watch will use the product identifier of WCN (Watch County Notification) issued by each of the 5 NWS offices.

At 1:45 P.M., each of the five NWS offices will issue mock tornado warnings. The mock tornado warnings will be broadcast on NOAA Weather Radio All Hazards as a normal tornado warning and tone-activated. Additionally, the test tornado warnings will be issued on the NOAA Weather Wire system by the 5 NWS offices using a test TOR product identifier.

At 2 P.M the mock tornado drill will end with each of the five NWS offices issuing a test Severe Weather Statement (SVS). This test message will be broadcast on NOAA Weather Radio All Hazards as a test Severe Weather Statement but will not be tone-activated. Additionally, the test severe weather statements will be issued on the NOAA Weather Wire system by the 5 NWS offices using a test SVS product identifier.

Here's the schedule for the mock tornado drill:

1:00 P.M. CDT - a mock (test) tornado watch is issued for all of Wisconsin by the Storm Prediction Center in Norman, OK. Each NWS office issues a test tornado watch as well.

1:45 P.M CDT - The NWS Offices in Milwaukee, Green Bay, La Crosse, Minneapolis/Chanhassen and Duluth will issue their mock (test) Tornado Warnings.

2 P.M. CDT - the mock tornado drill ends with the issuances of test Severe Weather Statements by the five NWS offices

**SHOULD SEVERE WEATHER BE
PRESENT ANYWHERE IN WISCONSIN
ON THE DAY OF THE DRILL THE TEST
WATCH AND WARNINGS
WILL BE POSTPONED UNTIL
FRIDAY APRIL 17th WITH THE SAME
TIME SCHEDULE.
IF SEVERE WEATHER IS FORECASTED
FOR FRIDAY THE DRILL WILL
BE CANCELED.**



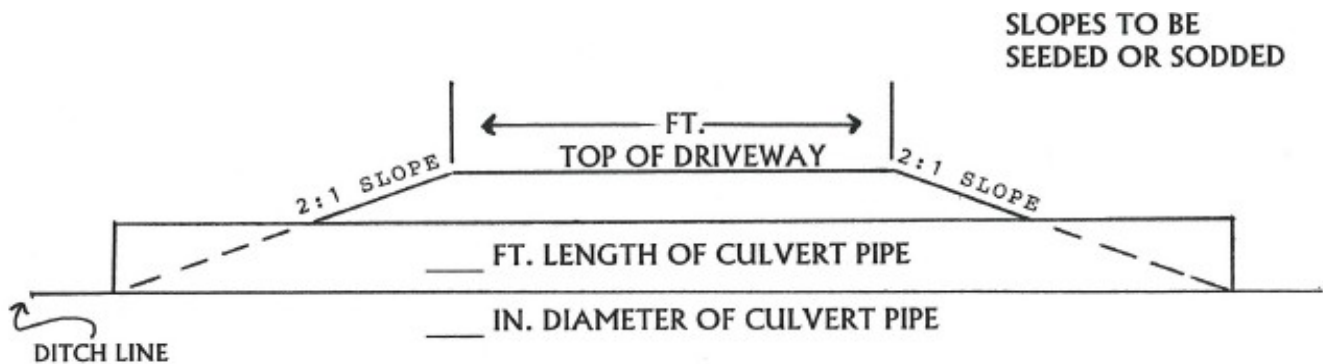
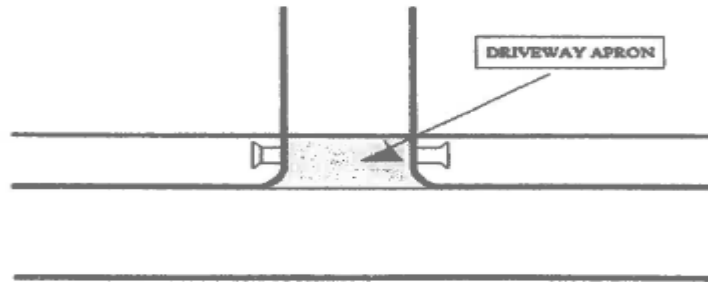
DRIVEWAY APRONS

Please be advised that the Town's Minimum Road Standards Ordinance (citation listed below) prohibits the placement of concrete aprons in the Town's Right-Of-Way. (ROW)

Driveway Aprons:

"Concrete driveway aprons, fences (including invisible electronic fencing), gates, lighting, or other objects shall not be allowed on the Town's ROW. The Town of Clayton is not responsible for any damage to concrete surfaces in the ROW caused by snow plowing activities."

Starting with the Town's adoption of a Municipal Zoning Code of Ordinances on January 1st, 2014 the Town Board has taken the position that it will actively enforce adopted Town Ordinances including the removal of non-conforming concrete driveway aprons installed after January 1st, 2014.



1. Culverts must be new corrugated metal pipes with end walls.
2. Culverts minimum length: 30' X 18" or 30' X 15" X 21".
3. Culverts for a single access (12' lane) driveway may be 20' X 18" or 20' X 15" X 21".
4. When the upstream and downstream culverts are larger than 18" in diameter, the diameter of the new culvert shall be the average of the two upstream and two downstream culverts.
5. All culverts shall be installed with the flow line of the culvert at the flow line of the stormwater management ditch.
6. All culverts shall be bedded in 12 inches of $\frac{3}{4}$ inch clear stone with the clear stone extended 3-feet past the end of the pan of the culvert end wall.
7. All culverts shall have a minimum of 12 inches of cover.
8. Existing single lane driveways may use a minimum of a 22-foot culvert with end walls.

PLEASE BE ADVISED: The Property Owner will be SPECIAL ASSESSED for the actual cost of repairing any damage that occurs to the Town's Public Infrastructure as a result of the installation of any culvert or construction of a new home in the Town of Clayton.